

Scaled data based on original data using  
LM-79-08 Approved Method: Electrical and Photometric Measurements of Solid-  
State Lighting Products

Test Report Prepared for  
Cooper Lighting Solutions  
(formerly Eaton)

Brand: McGRAW-EDISON

Report Number: P270095

Luminaire Tested: **GWC-AF-01-LED-E1-SL3-7027-1200-HSS**

Issue Date: 3/3/2020

**Test Information**

Test Method: LM-79-08  
Report Number: P270095  
TEST IS SCALED FROM IESNA LM-79-08 TEST DATA (P24289)  
Test Lab: INNOVATION CENTER P2  
Issue Date: 3/3/2020  
Manufacturer: COOPER LIGHTING SOLUTIONS (FORMERLY EATON)  
Product Line: MCGRAW-EDISON  
Catalog Number: GWC-AF-01-LED-E1-SL3-7027-1200-HSS  
Description: GALLEON WALL LUMINAIRE  
(1) 70 CRI, 2700K, 1200mA LIGHTSQUARE WITH 16 LEDS EACH AND TYPE III  
SPILL LIGHT ELIMINATOR OPTICS WITH HOUSE SIDE SHIELD  
Light Source: -  
Ballast/Driver: ELECTRONIC DRIVER

**Summary**

Lumens per Lamp: N/A  
Luminaire Lumens: 5088.6 lumens  
Efficiency: N/A  
Efficacy: 75.9 lumens/watt  
Luminous Opening: Rectangular (W 0.5' x L: 0.5' x H: 0')  
IES Classification: Type III - Short - Non-Cutoff  
BUG Rating: B1 - U0 - G2

Input Watts (W): 67  
Input Voltage (V): NR  
Input Current (Ain): NR  
Voltage Rise (V): NR  
Power Factor: NR  
Total Harmonic Distortion (THDi): NR  
Frequency (hertz): 60  
Stabilization Time: NR  
Operation Time: NR  
Ambient Temperature (°C): NR  
Test Distance: 25 FT

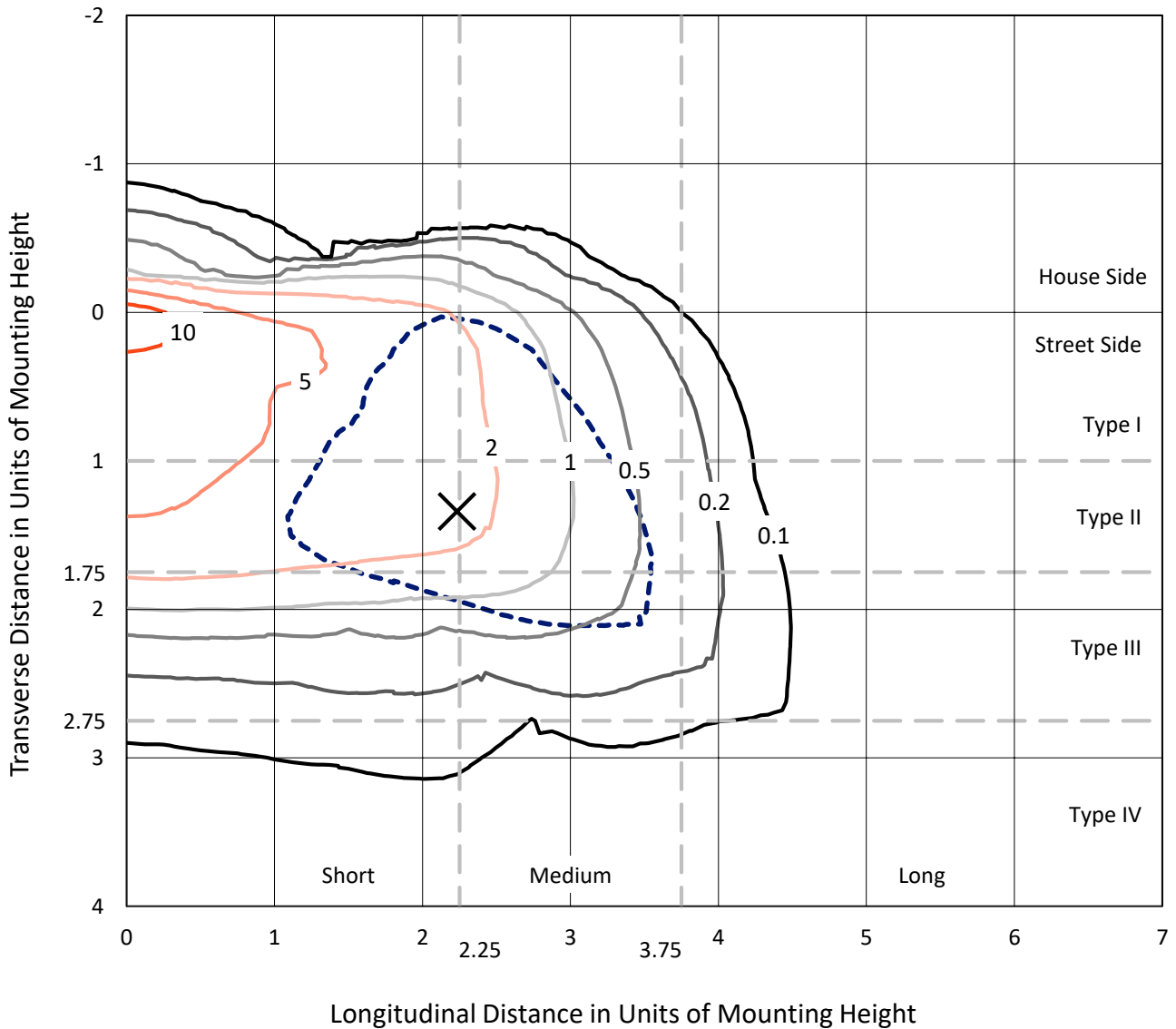


REPORT NUMBER: P270095

CATALOG NUMBER: GWC-AF-01-LED-E1-SL3-7027-1200-HSS

### Iso-Footcandle Lines of Horizontal Illumination

× Max cd  
 - - - 1/2 Max cd

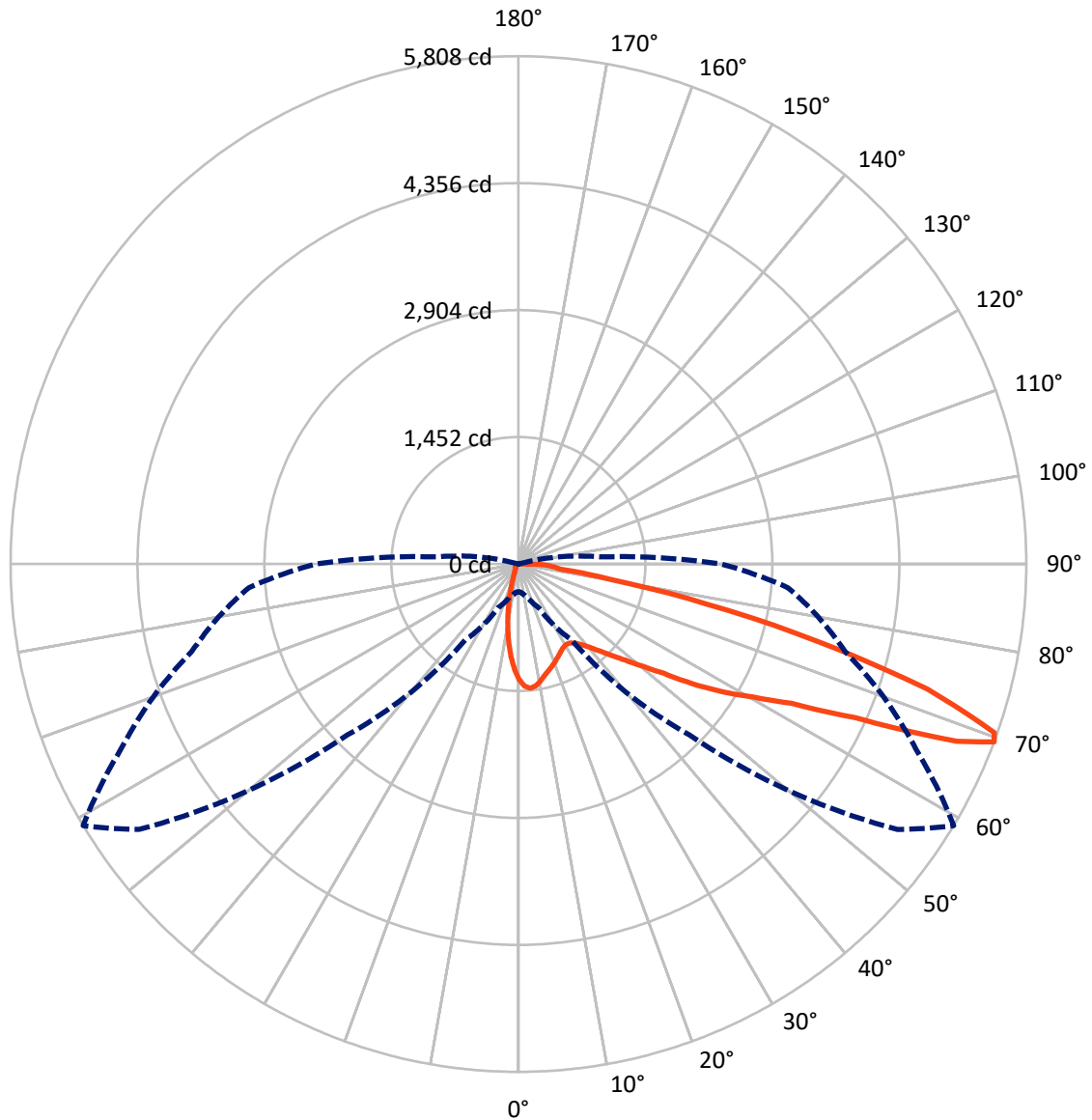


Based on 10 foot mounting height. Maximum calculated value = 13.3 fc  
 Type III - Short - Non-Cutoff

REPORT NUMBER: P270095

CATALOG NUMBER: GWC-AF-01-LED-E1-SL3-7027-1200-HSS

### Luminous Intensity Polar Plot



— Vertical Plane Through 59-Deg Lateral      - - - Horizontal Cone Through 69-Deg Vertical

REPORT NUMBER: P270095

CATALOG NUMBER: GWC-AF-01-LED-E1-SL3-7027-1200-HSS

**FLUX DISTRIBUTION:**

		Downward	Upward	Total
<b>House Side</b>	Lumens	414.4	0.0	414.4
	% Fixture	8.1	0.0	8.1
<b>Street Side</b>	Lumens	4674.2	0.0	4674.2
	% Fixture	91.9	0.0	91.9
<b>Total</b>	Lumens	5088.6	0.0	5088.6
	% Fixture	100.0	0.0	100.0

**Coefficient of Utilization**

**ZONAL LUMENS:**

Zone	Lumens	% Fixture
0°-10°	107.5	2.1
10°-20°	222.1	4.4
20°-30°	298.9	5.9
30°-40°	434.0	8.5
40°-50°	722.7	14.2
50°-60°	1127.4	22.2
60°-70°	1395.0	27.4
70°-80°	707.0	13.9
80°-90°	74.0	1.5
90°-100°	0.0	0.0
100°-110°	0.0	0.0
110°-120°	0.0	0.0
120°-130°	0.0	0.0
130°-140°	0.0	0.0
140°-150°	0.0	0.0
150°-160°	0.0	0.0
160°-170°	0.0	0.0
170°-180°	0.0	0.0
0°-90°	5088.6	100.0
0°-180°	5088.6	100.0



REPORT NUMBER: P270095

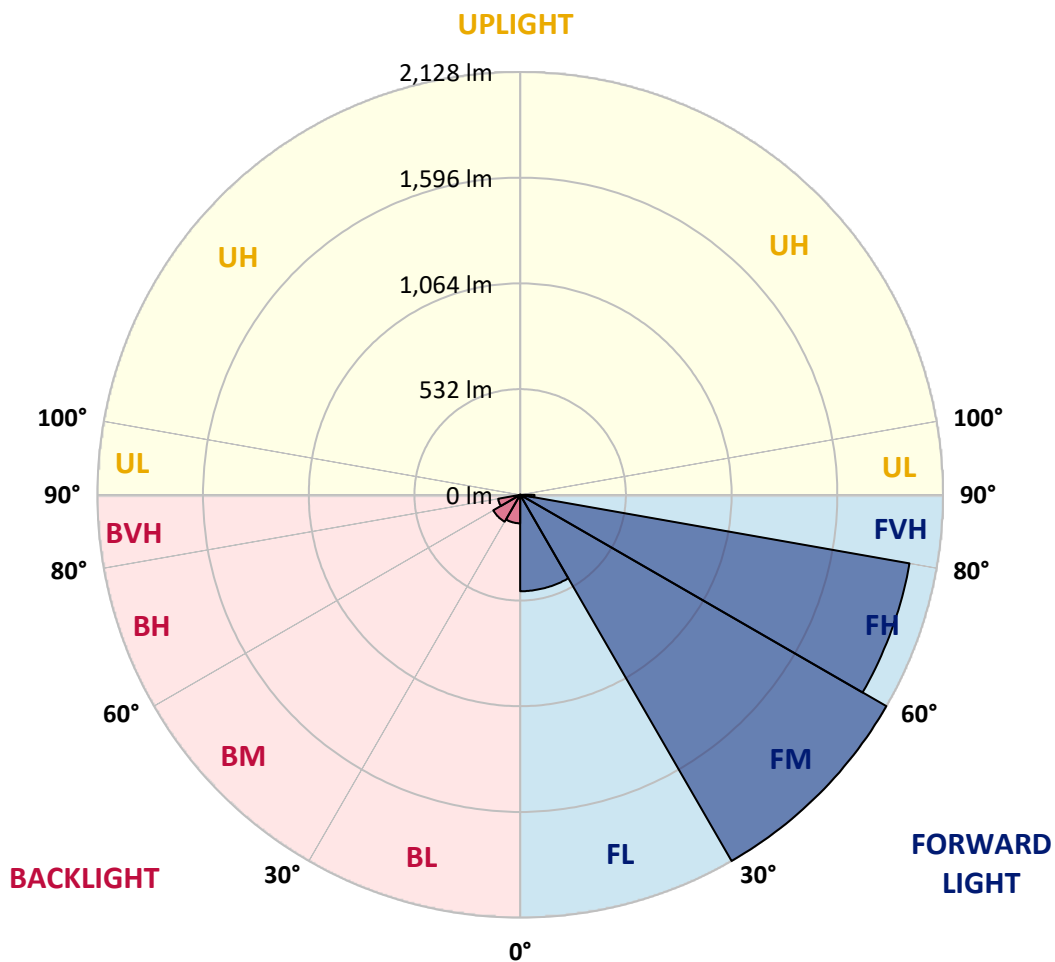
CATALOG NUMBER: GWC-AF-01-LED-E1-SL3-7027-1200-HSS

**LUMINAIRE CLASSIFICATION SYSTEM LUMEN TABLE AND BUG RATING:**

Zone		Lumens	% Fixture	Zone Rating/Lumen Limit		
				B	U	G
FL	(0°-30°)	485.1	9.5			
FM	(30°-60°)	2127.9	41.8			
FH	(60°-80°)	1989.5	39.1			G2/5000
FVH	(80°-90°)	71.7	1.4			G1/100
BL	(0°-30°)	143.4	2.8	B1/500		
BM	(30°-60°)	156.1	3.1	B0/220		
BH	(60°-80°)	112.5	2.2	B1/500		G1/500
BVH	(80°-90°)	2.3	0.0			G0/10
UL	(90°-100°)	0.0	0.0		U0/0	
UH	(100°-180°)	0.0	0.0		U0/0	

**BUG Rating: B1-U0-G2**

Type III Short





REPORT NUMBER: P270095

CATALOG NUMBER: GWC-AF-01-LED-E1-SL3-7027-1200-HSS

**CANDELA DISTRIBUTION (FULL):**

	0°	5°	15°	25°	35°	45°	55°	59°	65°	75°	85°
0°	1324.5	1324.5	1324.5	1324.5	1324.5	1324.5	1324.5	1324.5	1324.5	1324.5	1324.5
2.5°	1451.8	1451.1	1444.7	1441.9	1436.7	1425.8	1408.8	1399.9	1385.5	1360.4	1326.8
5°	1438.4	1445.4	1449.1	1449.4	1453.2	1449.1	1433.9	1426.3	1406.5	1366.2	1305.9
7.5°	1348.6	1351.2	1361.9	1371.2	1389.0	1405.8	1411.4	1408.2	1396.4	1353.3	1273.0
10°	1252.6	1255.2	1267.8	1279.9	1304.1	1330.2	1357.8	1363.6	1368.6	1334.9	1241.4
12.5°	1169.7	1172.3	1185.2	1201.0	1229.2	1261.4	1304.3	1313.9	1335.4	1317.3	1216.0
15°	1098.3	1099.4	1112.2	1131.7	1165.4	1206.9	1255.5	1270.7	1303.8	1305.0	1193.9
17.5°	1037.6	1040.5	1048.2	1066.9	1103.7	1155.0	1211.6	1233.6	1272.4	1294.5	1172.3
20°	1000.4	1003.3	1003.0	1013.5	1046.5	1101.1	1168.0	1194.2	1241.4	1283.9	1153.0
22.5°	993.3	993.3	985.8	984.4	1003.9	1049.7	1122.5	1154.4	1213.4	1279.3	1139.5
25°	1018.9	1017.7	999.1	983.7	984.6	1012.0	1078.5	1116.4	1189.8	1282.5	1132.2
27.5°	1073.0	1071.6	1048.1	1018.9	995.6	995.3	1045.1	1086.0	1171.1	1297.4	1135.1
30°	1147.8	1147.2	1121.6	1085.1	1042.8	1003.9	1033.5	1070.7	1159.1	1324.5	1141.8
32.5°	1229.5	1228.6	1209.5	1170.9	1117.3	1042.8	1045.7	1076.8	1162.4	1360.4	1157.9
35°	1316.1	1314.7	1306.4	1272.7	1213.7	1114.4	1085.3	1109.6	1184.3	1414.3	1189.5
37.5°	1409.9	1411.4	1417.4	1385.2	1323.4	1214.9	1151.8	1168.2	1228.3	1487.3	1241.1
40°	1548.4	1548.1	1550.1	1507.8	1448.2	1337.8	1244.8	1250.0	1302.1	1584.3	1319.3
42.5°	1799.6	1782.0	1728.8	1642.5	1582.6	1478.2	1361.9	1356.4	1392.1	1704.3	1428.9
45°	2137.1	2099.7	1961.5	1796.1	1719.5	1636.4	1506.0	1488.5	1511.2	1848.4	1564.2
47.5°	2427.5	2388.6	2193.2	1956.1	1864.9	1786.6	1675.0	1643.4	1650.7	2009.9	1735.7
50°	2526.1	2507.2	2336.5	2095.4	2005.6	1975.6	1870.9	1832.4	1821.8	2196.6	1934.5
52.5°	2491.9	2490.5	2376.8	2185.7	2134.6	2171.3	2117.6	2072.8	2033.8	2393.5	2136.9
55°	2436.9	2444.1	2393.2	2264.9	2263.1	2350.0	2454.8	2417.6	2304.2	2607.3	2311.2
57.5°	2285.2	2316.0	2383.9	2414.5	2485.3	2574.2	2735.6	2757.4	2623.4	2770.9	2455.9
60°	1854.3	1921.8	2144.0	2436.0	2771.5	2993.2	3074.5	3093.3	2885.2	2907.1	2651.3
62.5°	1316.1	1385.2	1666.9	2161.0	2775.9	3543.6	3579.6	3506.2	3173.5	3108.9	2988.2
65°	698.6	751.9	982.1	1559.9	2406.7	3671.4	4462.6	4244.0	3682.2	3505.5	3423.5
67.5°	357.3	373.5	465.0	763.4	1654.5	3261.0	5254.3	5408.2	4559.0	3899.3	3402.6
69°	316.3	325.7	386.5	551.9	1059.5	2762.1	5292.7	5807.9	5017.9	3866.4	3092.1
70°	306.1	314.5	369.7	499.5	828.1	2316.3	5145.1	5772.8	5135.4	3741.6	2860.2
72.5°	259.8	267.1	329.2	441.4	673.1	1149.8	4179.5	4891.6	4608.2	3116.8	2070.3
75°	173.7	197.4	316.0	413.8	626.1	653.2	2755.4	3534.9	3283.8	2102.3	1078.5
77.5°	41.7	44.8	89.3	329.2	572.7	574.9	1417.2	2197.5	1792.4	749.3	254.9
80°	22.5	21.6	25.0	65.3	533.1	539.5	638.0	1066.6	640.0	124.2	84.1
82.5°	15.8	14.9	16.1	27.3	167.8	491.5	461.5	482.8	265.4	47.8	37.7
85°	5.7	5.5	8.9	24.7	52.6	282.6	474.2	398.2	215.0	21.9	27.6
87.5°	2.1	1.7	3.5	13.5	16.1	120.3	292.7	300.9	84.6	13.2	12.9
90°	0.0	0.0	0.0	0.0	0.0	0.0	0.0	0.0	0.0	0.0	0.0



REPORT NUMBER: P270095

CATALOG NUMBER: GWC-AF-01-LED-E1-SL3-7027-1200-HSS

**CANDELA DISTRIBUTION (continued):**

	90°	95°	105°	115°	125°	135°	145°	155°	165°	175°	180°
0°	1324.5	1324.5	1324.5	1324.5	1324.5	1324.5	1324.5	1324.5	1324.5	1324.5	1324.5
2.5°	1312.7	1294.8	1262.0	1228.3	1197.3	1160.0	1141.2	1122.8	1115.0	1112.2	1098.5
5°	1274.8	1244.4	1174.9	1104.9	1040.5	972.0	926.9	890.6	869.3	858.9	842.5
7.5°	1226.1	1176.6	1071.0	963.1	862.6	763.6	690.3	633.9	595.0	576.4	559.4
10°	1178.8	1113.1	962.8	815.8	679.4	548.1	446.9	373.5	326.6	305.0	291.2
12.5°	1136.6	1051.1	858.3	672.2	501.0	347.4	244.3	185.9	156.8	146.8	141.8
15°	1098.9	994.2	759.6	535.7	339.2	198.5	133.6	113.6	109.1	109.1	108.4
17.5°	1063.2	938.3	664.4	407.7	212.9	121.5	101.6	99.0	99.0	100.2	100.2
20°	1029.0	885.2	572.3	292.7	134.1	96.4	91.7	91.2	91.7	93.2	93.2
22.5°	999.5	836.8	486.3	200.9	99.5	87.0	84.6	83.7	84.1	84.9	85.5
25°	977.8	795.9	405.1	136.2	85.8	79.1	76.5	75.1	73.9	73.9	74.5
27.5°	964.0	761.4	326.6	99.0	77.1	72.0	67.9	65.6	63.0	61.5	62.2
30°	953.8	728.5	252.9	80.8	69.1	63.9	58.7	55.0	51.2	49.5	50.0
32.5°	950.1	702.1	189.0	71.4	61.8	56.1	49.8	44.8	40.8	39.4	39.8
35°	960.2	681.1	138.3	64.4	56.1	49.0	41.7	36.3	33.1	32.2	32.5
37.5°	986.6	669.9	103.7	58.7	50.9	42.8	34.9	29.6	27.6	27.6	27.8
40°	1036.7	669.6	83.2	54.7	46.4	37.2	28.7	25.0	23.9	24.4	24.7
42.5°	1109.9	684.9	72.6	50.9	42.2	31.6	23.9	21.3	21.0	21.6	21.9
45°	1209.7	712.7	66.7	47.8	38.0	26.4	20.1	18.4	18.4	19.3	19.6
47.5°	1332.0	753.7	61.8	44.6	33.7	22.2	17.2	16.1	16.4	17.2	17.5
50°	1479.3	805.1	57.0	41.1	30.5	18.4	14.9	14.1	14.4	15.5	15.8
52.5°	1647.1	874.4	53.0	38.0	26.4	15.3	12.7	12.0	12.7	13.8	14.1
55°	1791.0	936.6	48.1	35.4	21.3	12.7	10.3	10.3	10.9	12.3	12.7
57.5°	1929.3	1001.6	43.7	30.5	16.7	10.1	8.6	8.9	9.7	11.2	11.5
60°	2132.5	1111.9	38.6	25.6	12.7	8.1	7.3	7.5	8.6	10.1	10.3
62.5°	2477.5	1279.5	33.4	21.3	9.7	6.4	5.7	6.4	7.8	9.4	9.7
65°	2788.8	1347.8	27.3	17.9	7.5	4.9	4.9	5.7	7.5	9.2	9.4
67.5°	2615.3	1134.6	21.3	14.1	5.7	3.8	4.0	5.5	7.3	9.2	9.4
69°	2313.0	927.7	18.1	11.2	4.9	3.5	3.8	5.5	7.3	8.9	9.2
70°	2077.2	783.2	16.1	9.4	4.3	3.5	3.8	5.2	7.3	8.9	9.2
72.5°	1391.2	423.0	12.9	6.9	4.0	3.1	3.1	5.2	6.9	8.6	8.9
75°	597.9	116.9	10.3	4.9	3.5	2.9	2.9	4.9	6.6	8.3	8.9
77.5°	109.3	29.6	8.3	4.3	3.5	2.9	2.6	4.7	6.4	8.1	8.3
80°	43.4	14.6	6.6	3.8	3.1	2.6	2.3	4.3	6.1	7.8	8.1
82.5°	26.1	8.3	5.5	3.5	3.1	2.3	2.1	3.8	5.7	7.5	7.8
85°	21.3	5.7	4.3	3.5	2.9	2.3	1.7	3.5	5.2	7.3	7.5
87.5°	10.3	4.0	4.0	3.1	2.9	2.3	1.7	3.1	4.9	6.9	7.3
90°	0.0	0.0	0.0	0.0	0.0	0.0	0.0	0.0	0.0	0.0	0.0

(END OF REPORT)